

Rumba.

WHATEVER LOLA WANTS.

CHORDS.

LOLA Chords (2)

INTRO Am B \flat B \flat E7 \flat 9

A sim. bass feel
Am B \flat

B \flat E \flat F \flat E \flat F \flat E \flat

B Am B \flat

C Dm F \flat Dm E \flat Am B \flat Am

C B \flat Am

B \flat

D Am B \flat

B \flat F \flat E \flat 7 \flat 9 E \flat 7 \flat 9

F Am F Am B \flat E \flat

Am B \flat B \flat E \flat 7 \flat 9

F Am B \flat

B \flat E \flat Am E \flat 7 \flat 9

G Am B \flat

B \flat E \flat 7 \flat 9 Am Am (Str Solo)

H B \flat Am

B \flat F \flat

I Am Am \flat B \flat E \flat 7 \flat 9

Dm F \flat E \flat Am Am

J Vocal B \flat Am

B \flat F \flat

K Am B \flat

B \flat F E \flat

L Am F Am B \flat E \flat

Rumba

WHATEVER LOLA WANTS.

Drums

INTR.

Handwritten musical notation for the introduction, featuring a series of rhythmic slashes and a final measure with a 'fill' annotation.

A

Handwritten musical notation for section A, starting with 'play' and ending with a 'fill'.

B

Handwritten musical notation for section B, starting with 'play' and ending with a 'fill'.

C

Handwritten musical notation for section C, starting with 'play' and ending with a 'fill'. Includes the handwritten note 'WHATEVER FOR NOW' above the staff.

D

Handwritten musical notation for section D, starting with 'play' and ending with a 'fill'. Includes the handwritten note 'Drum' above the staff.

E

Handwritten musical notation for section E, consisting of rhythmic slashes and ending with a 'fill'.

F

Handwritten musical notation for section F, consisting of rhythmic slashes and ending with a 'fill'.

F ensemble - build groove

Handwritten musical notation for section F, starting with 'play' and ending with a 'fill'. Includes a circled '3' above the staff.

G trm solo

Handwritten musical notation for section G, starting with 'play' and ending with a 'fill'.

H gtr solo

Handwritten musical notation for section H, starting with 'play' and ending with a 'fill'. Includes the handwritten note 'MISPLACED' above the staff.

I ensemble - build

Handwritten musical notation for section I, consisting of rhythmic slashes and ending with a 'fill'. Includes circled '3's above the staff.

Handwritten musical notation for section I, consisting of rhythmic slashes and ending with a 'fill'. Includes a circled '3' above the staff.

LOLA. Drums (2)

J bring it down a bit!

Handwritten musical notation for section J, starting with 'play' and ending with a 'fill'.

K build slightly

Handwritten musical notation for section K, starting with 'play' and ending with a 'fill'.

L

Handwritten musical notation for section L, starting with 'play' and ending with a 'fill'. Includes the handwritten note 'Rall.' above the staff.

M

Blank musical staff for section M.

N

Blank musical staff for section N.

O

Blank musical staff for section O.

P

Blank musical staff for section P.

Q

Blank musical staff for section Q.

R

Blank musical staff for section R.

S

Blank musical staff for section S.

T

Blank musical staff for section T.

INTR. mp mp f

A

B mf

C cup. mute in mp mf muted out

D WA WA WA WA WA WA WA WA WA WA mp

E

F

G

H f * $\frac{1}{2}$ $\frac{1}{2}$ $\frac{1}{2}$ $\frac{1}{2}$

I $\frac{1}{2}$ $\frac{1}{2}$ $\frac{1}{2}$ $\frac{1}{2}$ (3) $\frac{1}{2}$ $\frac{1}{2}$ $\frac{1}{2}$ $\frac{1}{2}$ low b + +

J # + $\frac{1}{2}$ $\frac{1}{2}$ # $\frac{1}{2}$ $\frac{1}{2}$ # $\frac{1}{2}$ $\frac{1}{2}$ # $\frac{1}{2}$ $\frac{1}{2}$ # $\frac{1}{2}$ $\frac{1}{2}$ cresc.

K (3) $\frac{1}{2}$ $\frac{1}{2}$ $\frac{1}{2}$ $\frac{1}{2}$ b + b + (3) $\frac{1}{2}$ $\frac{1}{2}$ $\frac{1}{2}$ $\frac{1}{2}$

L + b i

M HARMON IN Rall.

INTRO mp

A

B mf

cup. mute. in!

C mp

muted out

D

WA WA WA WA WA

E

F

H

I

J

K

L

HARMON IN

M Rall.

Rall.

N

O

P

Q

R

S

INTRO mp

A

B mf

C m

D

E

F

G

H

I

J

K

B

H

I

J

K

L

M

N

O

P

Q

INTRO mp

A

B mf

C m

C mf

D

D f

E mp

E f

F f

F

G

H

I

I

J m

J

K

K

L

L

L Rall.

L

L

Rumba

WHATEVER LOLA WANTS.

Drums

INTR.

Musical staff with rhythmic notation and a 'fill' marking.

A

Musical staff with 'play 6' marking and a 'fill' marking.

B

Musical staff with 'play 7' marking and a 'fill' marking.

C

Musical staff with 'play 6' marking and a 'fill' marking. Includes handwritten text 'WHATEVER LOLA WANTS' above the staff.

D

Musical staff with 'play 7' marking and a 'fill' marking. Includes handwritten text 'Drum' below the staff.

E

Musical staff with rhythmic notation and a 'fill' marking.

F ensemble - build groove

Musical staff with 'play 7' marking and a 'fill' marking. Includes a circled '3' above the staff.

G trm solo

Musical staff with 'play 6' marking and a 'fill' marking.

H gtr solo

Musical staff with 'play 7' marking and a 'fill' marking. Includes a circled '3' above the staff.

I ensemble - build

Musical staff with rhythmic notation and a 'fill' marking. Includes circled '3's above the staff.

Musical staff with rhythmic notation and a 'fill' marking. Includes a circled '3' above the staff.

LOLA. Drums (2)

J bring it down a bit!

Musical staff with 'play 7' marking and a 'fill' marking.

K build slightly

Musical staff with 'play 7' marking and a 'fill' marking.

L

Musical staff with 'play 9' marking and a 'fill' marking. Includes 'Rall.' marking above the staff.

M

Blank musical staff.

N

Blank musical staff.

O

Blank musical staff.

P

Blank musical staff.

Q

Blank musical staff.

R

Blank musical staff.

S

Blank musical staff.

T

Blank musical staff.

U

Blank musical staff.

INTRO mp mp f p

A

B

C w/troms

D

E mp f sfz mp

F

G

H

I




J

K

L

Handwritten musical notation on a staff with a treble clef and a key signature of two sharps (F# and C#). The notation includes a whole note, a half note, and a quarter note, followed by a double bar line and a fermata. A handwritten '50' is written above the quarter note.

Handwritten musical notation on a staff with a treble clef and a key signature of two sharps (F# and C#). The notation includes a whole note and a half note, followed by a double bar line. The word "Rall." is written above the staff, and a circled "50" is written above the half note.



INTRO mp

(A)

(B)

(C)

(D)

(E)

(F)

(G)

(H)

(I)

(J)

(K)

(L)

(M)

(N)

(O)

(P)

(Q)

(R)

(S)

(T)

(U)

INTRO mp

A

B

C

D

E

F

G

H

I

J

K

L

Handwritten musical notation on two staves. The top staff has a treble clef, a key signature of two sharps (F# and C#), and a 2/4 time signature. It contains a half note G4, a quarter note A4, and a quarter note B4, all beamed together. The bottom staff has the same key signature and contains a half note G4, a quarter note A4, and a quarter note B4, also beamed together. The word "Rall." is written above the second measure of the bottom staff, and a circled "A" is written above the third measure. A double bar line is at the end of the second staff.

Ten blank musical staves for writing.

INTRO

A

B

C

D

E

F

G

H

I

J

K

L

Handwritten musical notation on two staves. The top staff has a treble clef, a key signature of two sharps (F# and C#), and a 3/4 time signature. It contains three measures: the first has a quarter note on G4, the second has a quarter note on A4, and the third has a quarter note on B4. A slur covers the first two notes. The bottom staff has the same key signature and time signature, with a "Rall." marking above the first measure. It contains three measures: the first has a quarter note on G4, the second has a quarter note on A4, and the third has a quarter note on B4. A slur covers the first two notes. The rest of the page consists of ten empty musical staves.

Rumba II-as written. WHATEVER LOLA WANTS.

Alto 1

LOLA ALT 1 4

INTRO mp

A

B

C

D

E

F

G

H

I

J

K

L

Am | / . | / . | / . | / . | / .

Rall

Am (.)

5 0.
| 1

INTRO Am B^b B^b E7^{b9}

A sim. bass feel
Am B^b

B^b E⁷ F⁷ E⁷ F⁷ E⁷

B Am B^b

Dm F⁷ Dm E⁷ Am B^b Am

B^b Am

B^b

D Am B^b

B^b F⁷ E^{7b9} E^{7b9}

F Am F Am B^b E⁷

Am B^b B^b E^{7b9}

F Am B^b

B^b E⁷ Am E^{7b9} #5

G Am B^b

B^b E^{7b9} Am Am (Str Solo)

H B^b Am

B^b F^o

I Am Am⁷ B^b E^{7b9}

Dm F⁷ E⁷ Am Am

J Vocal B^b Am

B^b F^o

K Am B^b

B^b F E⁷

L Am F Am B^b E⁷

